

BSF4ooRexx - The Bean Scripting Framework for ooRexx

Flatscher, Rony G.

Published: 01/01/2016

Document Version

Publisher's PDF, also known as Version of record

[Link to publication](#)

Citation for published version (APA):

Flatscher, R. G., (2016). *BSF4ooRexx - The Bean Scripting Framework for ooRexx*



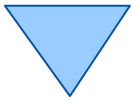
"BSF4ooRexx"

The Bean Scripting Framework for ooRexx
<http://sourceforge.net/projects/bsf4ooorexx/>

© 2010-2016 Rony G. Flatscher (Rony.Flatscher@wu.ac.at)
Wirtschaftsuniversität Wien, Austria (<http://www.wu.ac.at>)

▼ BSF4ooRexx

- External Rexx function package
 - Allows to interact with the Java runtime environment (JRE)
 - Exploit functionality of Java classes
 - Exploit functionality of Java objects
 - ooRexx 4.1.0 and later
 - Package "BSF.CLS"
 - Camouflages Java as ooRexx
 - Supplies class **BSF** and public routines
 - "Everything that is available in Java becomes directly available to ooRexx !"



BSF4ooRexx

An Example

```
dim=.bsf~new("java.awt.Dimension", 100, 200)
say dim~toString

::requires BSF.CLS      -- get Java support
```

Output:

```
java.awt.Dimension[width=100,height=200]
```

▼ Things to Know About Java, 1

- Strictly typed language
 - Primitive types
 - boolean, byte, char, short, int, long, float, double
 - Object-oriented types
 - Any Java class, e.g.
 - java.awt.Dimension, java.lang.String, java.lang.System, ...
 - Wrapper classes for primitive types
 - java.lang.Boolean, java.lang.Byte, java.lang.Character, java.lang.Short, java.lang.Integer, java.lang.Long, java.lang.Float, java.lang.Double
 - "Boxing": wraps up a primitive value into a wrapper object
 - "Unboxing": retrieves a primitive value from its wrapper object

▼ Things to Know About Java, 2

- Case sensitive
 - Upper- and lowercase significant!
- Classes organized in packages
 - Package names may be compound
 - E.g. "java.lang"
 - Fully "qualified class name" includes package name
 - e.g. "java.lang.String"
 - "Unqualified class name"
 - e.g. "String"

▼ Things to Know About Java, 3

- A Java class may consist of
 - Fields (comparable to ooRexx attributes) and
 - Methods (comparable to ooRexx methods)
- Fields and methods
 - Static fields and static methods
 - Sometimes dubbed "class fields" and "class methods"
 - Available to the class object and its instances
 - Otherwise "instance methods"
 - Only available to instances of a Java class

▼ Things to Know About Java, 4

- A Java class, its fields and methods may be
 - "public"
 - These can be accessed by the "world" (everyone)
 - "private"
 - Only accessible within the Java class
 - "protected"
 - Only accessible within Java classes of the same package and subclasses
 - None of the above modifiers given
 - Only accessible within Java classes of the same package, but to noone else

▼ Things to Know About Java, 5

- Excellent documentation ("Javadoc")
 - Extensive set of interlinked HTML documents
 - Created right from the comments in Java sources
 - Can be studied on the Internet
 - **First** start out with the older version Java 1.4
 - Overview:
<http://download.oracle.com/javase/1.4.2/docs/index.html>
 - All Java classes:
<http://download.oracle.com/javase/1.4.2/docs/api/>
 - **Then** study the latest version, e.g. Java 1.8 ("Java 8")
 - <http://docs.oracle.com/javase/8/docs/index.html>
 - <http://docs.oracle.com/javase/8/docs/api/>

▼ A Javadoc Example

The screenshot shows a web browser window titled "XyzType - Microsoft Internet Explorer". The browser's menu bar includes "Datei", "Bearbeiten", "Ansicht", "Favoriten", "Extras", and "?". The main content area displays the Javadoc for the class `XyzType`. At the top, it shows the class hierarchy: `java.lang.Object` is the superclass, and `XyzType` is the subclass. Below this, the class declaration is shown: `public class XyzType extends java.lang.Object`. The page is organized into three summary sections: "Field Summary" containing a static integer field `counter`; "Constructor Summary" containing two constructors: `XyzType()` and `XyzType(java.lang.String initialValue)`; and "Method Summary" containing two methods: `getInfo()` returning a `java.lang.String` and `setInfo(java.lang.String aValue)` returning `void`. The browser's status bar at the bottom shows "Fertig" and "Arbeitsplatz".

```
Class XyzType

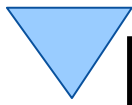
java.lang.Object
|
+-XyzType

public class XyzType
extends java.lang.Object

Field Summary
static int counter

Constructor Summary
XyzType ()
XyzType (java.lang.String initialValue)

Method Summary
java.lang.String getInfo ()
void setInfo (java.lang.String aValue)
```



BSF.CLS

Camouflages Java as ooRexx

- ooRexx class "**BSF**"
 - Allows to create Java objects
 - Needs at least fully qualified Java class name
- Invoking Java methods
 - Just send the name of the method to the Java object
 - Supply the arguments as documented, if any
 - Type conversions between ooRexx and Java are done *automatically* by BSF4ooRexx, if necessary
 - Return values are *automatically* converted by BSF4ooRexx, if necessary



BSF4ooRexx

Example Using Java Class "XyzType", 1

```
o=.BSF~new("XyzType")  
  
say "o~getInfo:" o~getInfo  
  
o~setInfo("Hello, from ooRexx...")  
say "o~getInfo:" o~getInfo  
  
::requires BSF.CLS -- get Java support
```

Output:

```
o~getInfo: The NIL object  
o~getInfo: Hello, from ooRexx...
```

▼ BSF.CLS

Camouflages Java as ooRexx

- ooRexx class "**BSF**" (continued)
 - Allows to create Java objects
 - Needs at least fully qualified Java class name
- Possible arguments for *creating* Java objects
 - Can be found by studying the "Constructor" section in the Javadocs
 - Supply the arguments as documented after the fully qualified Java class name argument
 - Type conversions between ooRexx and Java are done automatically by BSF4ooRexx, if necessary



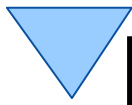
BSF4ooRexx

Example Using Java Class "XyzType", 2

```
o=.BSF~new("XyzType", "This value was supplied at Java object creation.")  
  
say "o~getInfo:" o~getInfo  
  
o~setInfo("Hello, from ooRexx...")  
say "o~getInfo:" o~getInfo  
  
::requires BSF.CLS -- get Java support
```

Output:

```
o~getInfo: This value was supplied at Java object creation.  
o~getInfo: Hello, from ooRexx...
```



BSF.CLS

Camouflages Java as ooRexx

- Allows to import any Java class
 - `bsf.import(JavaClassName)`
 - Java class name
 - Use of the exact case is mandatory !
 - Java class name must be fully qualified !
 - Imported Java class can be treated as if it were an ooRexx class
 - Allows to use the ooRexx "new"-method to create instances of the imported Java class
 - Possible arguments for creating Java objects can be found by studying the "Constructor" section in the Javadocs



BSF4ooRexx

Example Using Java Class "XYZType", 3

```
clz=BSF.import("XYZType")
o=clz~new("This value was supplied at Java object creation.")

say "o~getInfo:" o~getInfo

o~setInfo("Hello, from ooRexx...")
say "o~getInfo:" o~getInfo

::requires BSF.CLS    -- get Java support
```

Output:

```
o~getInfo: This value was supplied at Java object creation.
o~getInfo: Hello, from ooRexx...
```


▼ BSF.CLS

Camouflages Java as ooRexx

- Accessing, setting Java fields
 - ooRexx treats public fields as ooRexx attributes
 - Java "get" and "set" pattern methods for Java fields honored by BSF4ooRexx
 - Just use the field name following "get" and "set" only
 - Static fields can be accessed via the
 - Java class object or
 - any of its instances

BSF4ooRexx

Example Using Java Class "XYZType", 4

```
clz=BSF.import("XYZType")
say "clz~counter:" clz~counter

o=clz~new("This value was supplied at Java object creation.")
say "clz~counter:" clz~counter
say "o ~counter:" o ~counter

say "o~getInfo:" o~getInfo

o~setInfo("Hello, from ooRexx...")
say "o~getInfo:" o~getInfo

clz~~new~~new~~new
say "clz~counter:" clz~counter "/" "o~counter:" o ~counter

::requires BSF.CLS -- get Java support
```

Output:

```
clz~counter: 0
clz~counter: 1
o ~counter: 1
o~getInfo: This value was supplied at Java object creation.
o~getInfo: Hello, from ooRexx...
clz~counter: 4 / o~counter: 4
```

BSF4ooRexx

Example Using Java Class "XYZType", 5

```
clz=BSF.import("XYZType")
say "clz~counter:" clz~counter

o=clz~new("This value was supplied at Java object creation.")
say "clz~counter:" clz~counter
say "o ~counter:" o ~counter

say "o~getInfo:" o~getInfo
```

```
o~info="Hello, from ooRexx..."
say "o~info:" o~info
```

```
clz~~new~~new~~new
say "clz~counter:" clz~counter "/" "o~counter:" o ~counter
```

```
::requires BSF.CLS -- get Java support
```

Output:

```
clz~counter: 0
clz~counter: 1
o ~counter: 1
o~getInfo: This value was supplied at Java object creation.
o~info: Hello, from ooRexx...
clz~counter: 4 / o~counter: 4
```

▼ BSF.CLS

- About respecting case
 - Case of fully qualified Java class name
 - Always significant!
 - Case of fields and method names *insignificant*
 - Eases coding enormously

BSF4ooRexx

Example Using Java Class "XYZType", 6

```
clz=BSF.import("XYZType")
say "clz~COUNTER:" clz~COUNTER

o=clz~new("This value was supplied at Java object creation.")
say "clz~Counter:" clz~Counter
say "o ~cOUNTER:" o ~cOUNTER

say "o~getinfo:" o~getinfo

o~info="Hello, from ooRexx..."
say "o~iNf0:" o~iNf0

clz~~new~~new~~new
say "clz~Counter:" clz~Counter "/" "o~cOUNTER:" o ~cOUNTER

::requires BSF.CLS -- get Java support
```

Output:

```
clz~COUNTER: 0
clz~Counter: 1
o ~cOUNTER: 1
o~getinfo: This value was supplied at Java object creation.
o~iNf0: Hello, from ooRexx...
clz~Counter: 4 / o~cOUNTER: 4
```

▼ BSF.CLS

Creating Java Arrays

- Java arrays
 - Strictly typed
 - Fixed capacity
- Public routine "`bsf.createJavaArray(...)`"
 - First argument gives the Java type
 - Fully qualified Java class name or
 - Java class object
 - Each further argument is an integer value, denoting the maximum elements in that dimension

▼ BSF.CLS

Creating Java Arrays, 1

- Java arrays
 - Strictly typed
 - Fixed capacity
 - Indices start with value "0"
- Public routine "`bsf.createJavaArray(...)`"
 - Arguments
 - First argument gives the Java type
 - Fully qualified Java class name or Java class object
 - Each further argument is an integer value, denoting the maximum elements in that dimension

▼ BSF.CLS

Creating Java Arrays, 2

- Public routine "`bsf.createJavaArray(...)`"
 - Resulting Java array can be used as if it were an ooRexx array object!
 - Indices start at "1" as with ooRexx arrays!
 - Possesses the fundamental ooRexx array methods like "`AT`", "`[]`", "`PUT`", "`[]=`", "`supplier`", and "`makeArray`"
 - Can be used in ooRexx "`DO ... OVER`" loops



BSF.CLS

Example of Creating a Java Array

```
-- create a two-dimensional (5x10) Java Array of type String
arr=.bsf~bsf.createJavaArray("java.lang.String", 5, 10)

arr[1,1]="First Element in Java array."      -- place an element
arr~put("Last Element in Java array.", 5, 10) -- place another one

do i over arr      -- loop over elements in array
  say i
end

::requires BSF.CLS -- loads Java support
```

Output:

```
First Element in Java array.
Last Element in Java array.
```

▼ BSF4ooRexx

BSFCreateRexxProxy, 1

- RexxProxy
 - A Java object that proxies an ooRexx object
 - Any method invocations on the Java object will be forwarded as an ooRexx message to the proxied ooRexx object
 - All arguments supplied to the Java method are forwarded in the same sequence with the ooRexx message
 - BSF4ooRexx may append an additional argument, "**slotDir**" (an ooRexx directory object) to the ooRexx message, which will contain information about the Java method invocation

BSF4ooRexx

BSFCreateRexxProxy, 2

- RexxProxy
 - BSFCreateRexxProxy(rexxObj [, userData])
 - Creates and returns a Java object that proxies "rexxObj"
 - If "userData" (any Rexx object) supplied, then it will be added to the "slotDir" directory
 - BSFCreateRexxProxy(rexxObj [, [userData], jiClz[, ...]])
 - "jiClz" can be one or more Java interface classes the returned RexxProxy can be used for!
 - BSFCreateRexxProxy(rexxObj [, [userData], jaClz[, arg[,...]])
 - "jaClz" is an abstract Java class, "arg" can be one or more arguments for creating an instance of it

BSF4ooRexx

Example RexxProxy, 1

```
rexObj=.myClass~new
rexObj~hello
say "---"
rp=BSFCreateRexxProxy(rexObj)    -- create a Java RexxProxy object
rp~sendMessage("hello")        -- send via Java

::requires BSF.CLS    -- get Java support

::class myClass
::method hello
  say "hello from" pp(self)
```

Output:

```
hello from [a MYCLASS]
---
hello from [a MYCLASS]
```

BSF4ooRexx

Example RexxProxy, 2

```
rexObj=.myClass~new
rexObj~hello
say "---"
userData="This is some Rexx string."      -- sent only if invoked via Java
rp=BSFCreateRexxProxy(rexObj,userData)    -- create a Java RexxProxy object
rp~sendMessage("hello")                  -- send via Java

::requires BSF.CLS      -- get Java support

::class myClass
::method hello
  use arg slotDir      -- available only, if called from Java
  if slotDir~isA(.directory) then
    say "hello from" pp(self) "userData:" pp(slotDir~userData)
  else
    say "hello from" pp(self)
```

Output:

```
hello from [a MYCLASS]
---
hello from [a MYCLASS] userData: [This is some Rexx string.]
```

▼ BSF4ooRexx

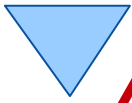
Roundup, 1

- External Rexx function package
 - Takes advantage of ooRexx 4.1.0 and later
 - Allows Interacting with Java classes and objects
- "BSF.CLS"
 - Camouflages Java as ooRexx
 - Allows easy creation of Java objects
 - Java class name must be fully qualified and in exact case
 - Allows sending ooRexx messages to Java objects
 - No strict casing, no strict typing

▼ BSF4ooRexx

Roundup, 2

- **BSFCreateRexxProxy()**
 - Wraps up an ooRexx object in a Java object
 - Allows to send messages to ooRexx from Java
 - Very powerful if used with Java interface classes or Java abstract classes
 - Java abstract methods can be implemented in ooRexx!



Addendum

- Please note
 - The following slides explain a built-in mechanism to BSF4ooRexx that you will probably never need to use
 - However, should you ever run into a situation where case or type becomes important for BSF4ooRexx to work, then the following slides will help you solve such a challenge easily

▼ *Addendum*

Extremely Rare Cases, 1

- Possible (extremely!) rare case problem
 - Possible that a Java class has different fields and methods with the same name, but with different cases
 - For Java these are different fields and methods
 - BSF4ooRexx does not distinguish by default
- Possible (extremely!) rare type problem
 - Possible that a Java class has different methods with the same name and type-convertible primitive arguments, but with different behaviour
 - New: use `BSF.CLS' box("typeIndicator",value)`

▼ *Addendum*

Extremely Rare Cases, 2

- To solve such rare problems
 - Wrap up primitive types using the public routine
 - `box("typeIndicator",value)`
 - "Type indicators" are Rexx strings
 - Indicate primitive types must be used
 - "BOolean", "BYte", "CCharacter", "SHort", "Integer", "Long", "Float", "Double"
 - Special type indicators
 - "STring", turn into a Java string
 - "Object", value is a non-primitive value (only used for methods, see next slide)

▼ *Addendum*

Extremely Rare Cases, 3

- To solve such rare problems the following methods are available for Java objects
 - Field related
 - `bsf.getFieldValueStrict(exactName)`
 - `bsf.setFieldValueStrict(exactName, [typeIndicator,] newValue)`
 - Method related
 - `bsf.invokeStrict(exactMethodName [, typeIndicator, argument]...)`
 - "typeIndicator" precedes each argument
 - Constructor related
 - If Java class was imported using `bsf.import(...)`, then
 - in addition to "new" the method "newStrict" is available, which expects each argument to be preceded by a "typeIndicator"

Addendum

Example of Using "strict" BSF-methods

```
clz=BSF.import("XYZType")
say "clz~counter (strict):" clz~bsf.getFieldValueStrict("counter")

o=clz~newStrict("String", "This value was supplied at Java object creation.")
say "clz~counter (strict):" clz~bsf.getFieldValueStrict("counter")
say "o ~counter (strict):" o ~bsf.getFieldValueStrict("counter")

say "o~getInfo (strict):" o~bsf.invokeStrict("getInfo")

o~bsf.invokeStrict("setInfo", "String", "Hello, from ooRexx...")
say "o~getInfo (strict):" o~bsf.invokeStrict("getInfo")

clz~~newStrict~~new~~newStrict
say "clz~counter (strict):" clz~bsf.getFieldValueStrict("counter")
say "o~counter (strict):" o ~bsf.getFieldValueStrict("counter")

::requires BSF.CLS -- get Java support
```

Output:

```
clz~counter (strict): 0
clz~counter (strict): 1
o ~counter (strict): 1
o~getInfo (strict): This value was supplied at Java object creation.
o~getInfo (strict): Hello, from ooRexx...
clz~counter (strict): 4
o~counter (strict): 4
```